




## YSHIELD Shielding canopys

1/3

### Common characteristics

**Shielding canopies provide a simple and low-cost method for a complete shielding of beds.** We sew different models out of different fabrics. In the following you find an overview about the advantages and disadvantages of the different fabrics and models:


#### Care

	Machine washable (gentle cycle) with cold water.		Do not iron.		No bleaching.		No chemical dry-cleaning.
---	--	---	--------------	---	---------------	---	---------------------------

### Overview canopy-fabrics


#### New-Daylite

**Our classic fabric with good allround features!** High light- and air permeability, mechanically stable, crease resistant. Disadvantage: Due to the mesh width only limited attenuation at high frequencies. Attenuation **25 dB** at 1 GHz. Not groundable.



#### Voile

**Our favourite fabric with good allround features,** if you need a high attenuation! Good light- and air permeability, mechanically stable, crease resistant. Disadvantage: Anyway none! Attenuation **35 dB** at 1 GHz. Not groundable.




#### Perspective

**Maximum light- and air permeability!** Crease resistant. Disadvantage: Due to the thin filaments this filigree fabric is sensitive to mechanical stress, so use careful. Attenuation **30 dB** at 1 GHz. **Groundable**, all canopies with ground connection socket.



#### Silver-Tulle

**Full silvered high-end fabric with a maximum high attenuation!** Reasonable light- and air permeability, mechanically stable, crease resistant. By comparison to its predecessor fabrics Curtain/Dali (they lose the attenuation fast) perfect wash resistant! Disadvantage: Due to the 20 % silver content only the price. Attenuation **50 dB** at 1 GHz. **Groundable**, all canopies with ground connection socket.



## YSHIELD Shielding canopys

2/3

### Overview canopy-models

#### **Box shape for double beds**

This box shaped canopy offers a **spacious ambience**. For double beds up to 220 cm width. Bed-making is easily possible without lifting the canopy away.

- **Width: 220 cm, depth: 220 cm, height: 220 cm**
- **Entries:** Two 50 cm overlapping openings
- **Mounting:** By four points on the ceiling. Any kinds of bars (not included in delivery) can be inserted into the sewed fabric tunnel to stabilize the canopy installation. Exception: PERSPECTIVE is too filigree and has no tunnel!
- **Scope of supply:** Canopy, mounting accessories



#### **Box shape for single beds**

This box shaped canopy offers a **spacious ambience**. For single beds up to 120 cm width. Bed-making is easily possible without lifting the canopy away.

- **Width: 120 cm, depth: 220 cm, height: 220 cm**
- **Entry:** One 50 cm overlapping opening
- **Mounting:** By four points on the ceiling. Any kinds of bars (not included in delivery) can be inserted into the sewed fabric tunnel to stabilize the canopy installation. Exception: PERSPECTIVE is too filigree and has no tunnel!
- **Scope of supply:** Canopy, mounting accessories



#### **Pyramid shape**

This paramidal shape canopy is desirable, if you need **fast mounting** or if you have a **roof pitch**. Only suitable for beds up to 160 cm width, since otherwise the slope gets too big. Disadvantage: Offers only limited free space and you have to lift the canopy away for bed-making.

- **Bottom circumference: 1150 cm, height: 240 cm**
- **Entry:** Through the overlapping opening
- **Mounting:** By one point on the ceiling
- **Scope of supply:** Canopy, mounting accessories, 100 cm ring



## YSHIELD Shielding canopys

3/3

### YSHIELD Floor mats

**We also recommend shielding the canopies from below, to achieve a complete faraday cage.** Our floor mats are layed under the bed, or better under a carpet. With the sewn in ground connection sockets, compatible to our grounding system, low-frequency electric fields (LF) can be shielded easily (e.g. from the ceiling lighting from below).

#### Floor mat Steel-Twin

Optimal for canopies made from NEW-DAYLITE, VOILE, NEW-COTTON, PERSPECTIVE. This floor mat is made from our shielding fabric STEEL-TWIN. The edges are sewed. Attenuation 35 dB. **For a single bed one floor mat is needed, for a double bed two floor mats are needed**, that are placed next to each other. • **Width: 140 cm; Lenght: 250 cm;**

#### Floor mat HNG80

Due to the high attenuation for canopies made from NEW-CURTAIN! This floor mat is made from our metallized shielding netting HNG80. The edges are not sewed, so this mat is **flatter under carpets**. Attenuation 80 dB. **For a single bed one floor mat is needed, for a double bed two floor mats are needed**, that are placed next to each other. • **Width: 150 cm; Lenght: 250 cm;**



Symbol picture with two mats made from STEEL-TWIN. HNG80 is gray!